Year 5 - Finding Fractions of Amounts (Unit) — Lesson Guide

Step 1

Find $\frac{1}{3}$ of 81 = ☐

1/3 means we want 1 out of 3 equal parts. The denominator, 3, tells us how many equal parts make the whole. The numerator, 1, tells us how many of those parts we want. We want fewer than all 3 equal parts, so our answer must be less than 81.

Step 2

Find $\frac{1}{3}$ ✓ of 81 ✓ = ☐

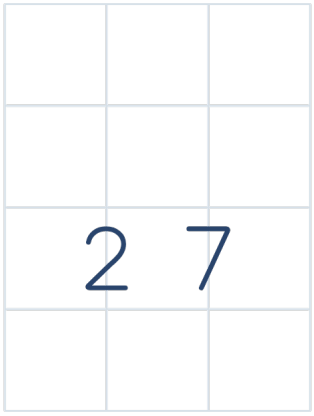

Remember: The denominator tells us how many equal parts to make. Use the numerator in the next step.

Divide the whole amount, 81, by the denominator, which is 3. Tick 81 and the denominator, 3, as you use them. 81 ÷ 3 = 27. One equal part contains 27. Keep that amount for the next step. You can work this out mentally or on the squares.

Step 3

Find $\frac{1}{3}$ ✓ of 81 ✓ = ☐

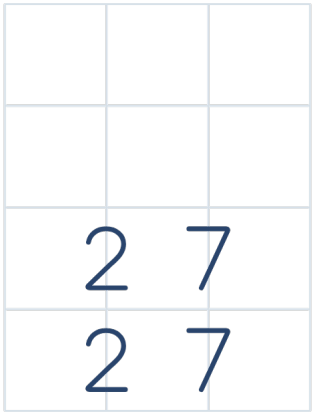

We found 27 in one equal part. Multiply 27 by the numerator, which is 1. 27 × 1 = 27. Tick the numerator, 1. The fraction amount is 27. You can work this out mentally or on the squares.

Step 4

Find $\frac{1}{3}$ of 81 = ☐

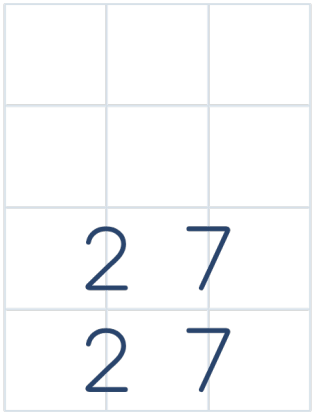

Now, we check all three ticks. We started with 81. We divided by 3. Then, we multiplied by 1.

Step 5

Find $\frac{1}{3}$ of 81 = **27**

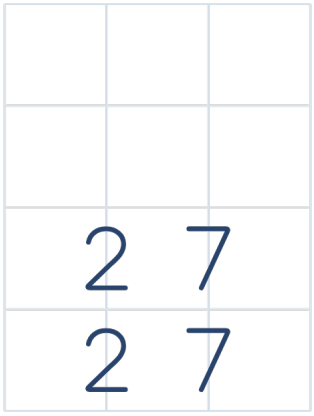

The fraction amount is 27. Copy 27 into the answer box. Make sure you copy the answer correctly.

Step 6

Find $\frac{1}{3}$ of 81 = **27**

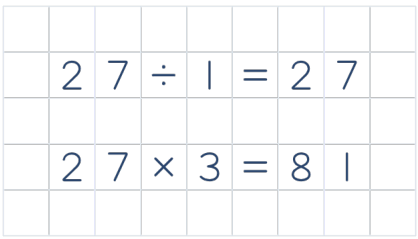

Divide 27 by the numerator, 1, to get one equal part. 27 ÷ 1 = 27. Multiply 27 by the denominator, 3, to put the equal parts back together. 27 × 3 = 81. We got back to the original whole amount, 81. That checks our answer of 27.